
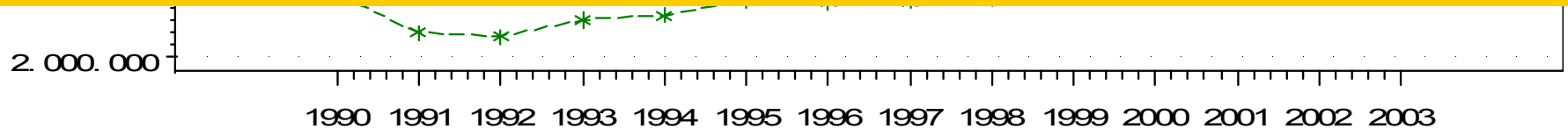


REGIONE PIEMONTE: PRESENZE

8.944.345

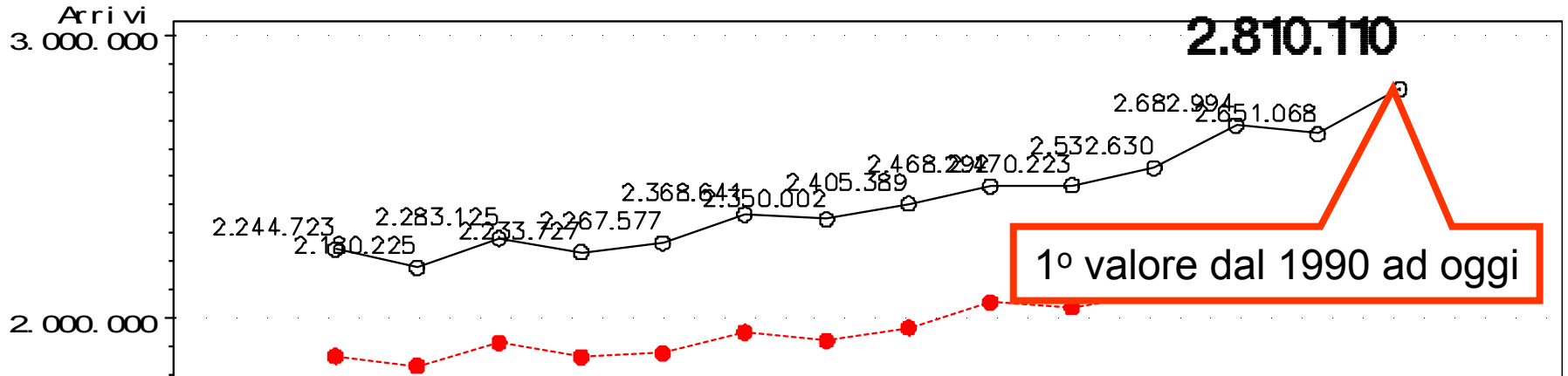


ANNO	PRESENZE	DIFFERENZA PERCENTUALE SU 1999	DIFFERENZA PERCENTUALE SU 2000	DIFFERENZA PERCENTUALE SU 2001	DIFFERENZA PERCENTUALE SU 2002
1999	8,163,671				
2000	8,092,269	-0.87%			
2001	8,770,355	7.43%	8.38%		
2002	8,591,889	5.25%	6.17%	-2.03%	
2003	8,944,345	9.56%	10.53%	1.98%	4.10%




Settore ●●● ALB ○○○ ALB+EXT *** EXT

REGIONE PIEMONTE: ARRIVI

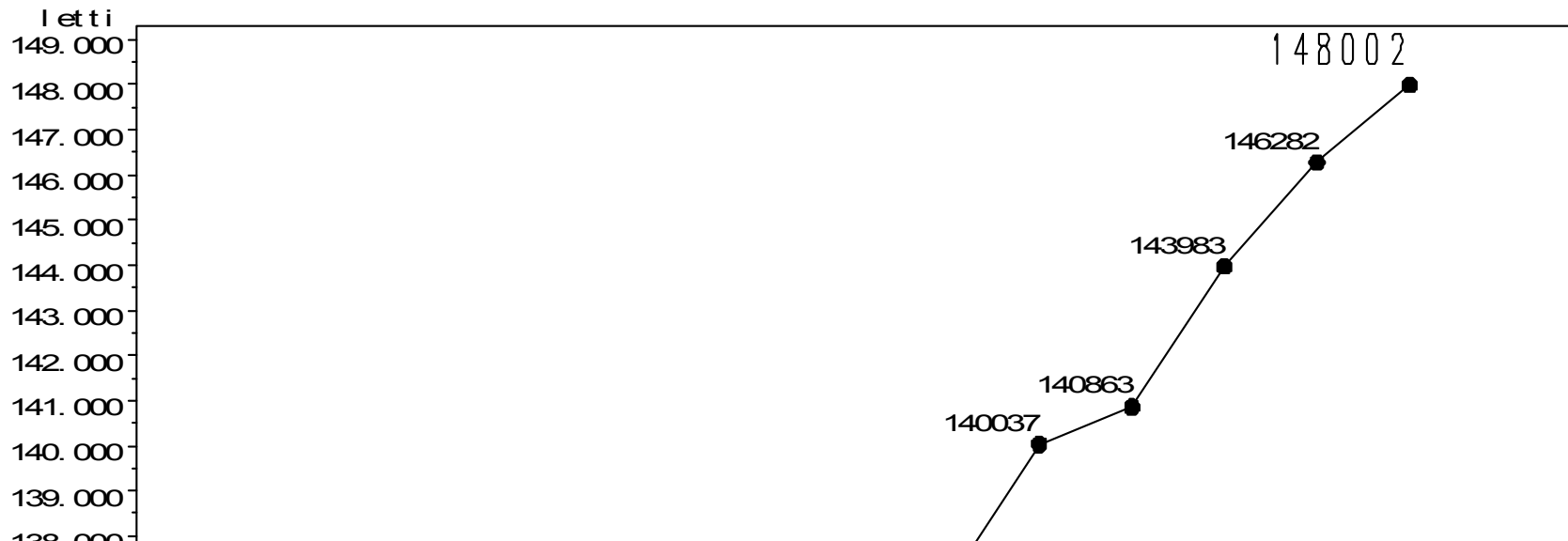


ANNO	ARRIVI	DIFFERENZA PERCENTUALE SU 1999	DIFFERENZA PERCENTUALE SU 2000	DIFFERENZA PERCENTUALE SU 2001	DIFFERENZA PERCENTUALE SU 2002
1999	2,470,223				
2000	2,532,630	2.53%			
2001	2,682,994	8.61%	5.94%		
2002	2,651,068	7.32%	4.68%	-1.19%	
2003	2,810,110	13.76%	10.96%	4.74%	6.00%

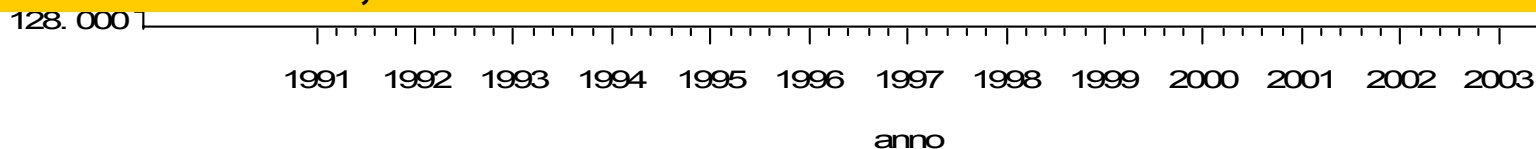


Settore ●●● ALB ○○○ ALB+EXT *** EXT

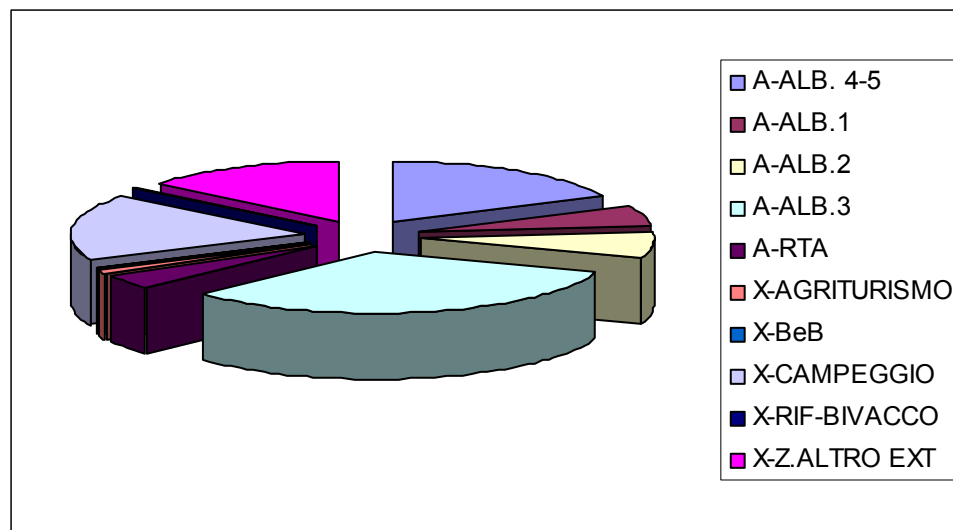
REGIONE PIEMONTE: POSTI LETTO



ANNO	ARRIVI	DIFFERENZA PERCENTUALE SU 1999	DIFFERENZA PERCENTUALE SU 2000	DIFFERENZA PERCENTUALE SU 2001	DIFFERENZA PERCENTUALE SU 2002
1999	140,037				
2000	140,863	0.59%			
2001	143,983	2.82%	2.21%		
2002	146,282	4.46%	3.85%	1.60%	
2003	148,002	5.69%	5.07%	2.79%	1.18%

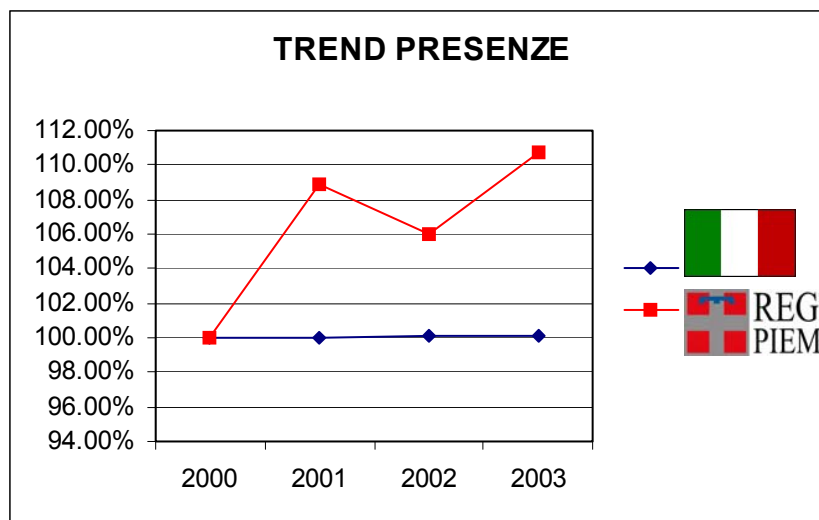
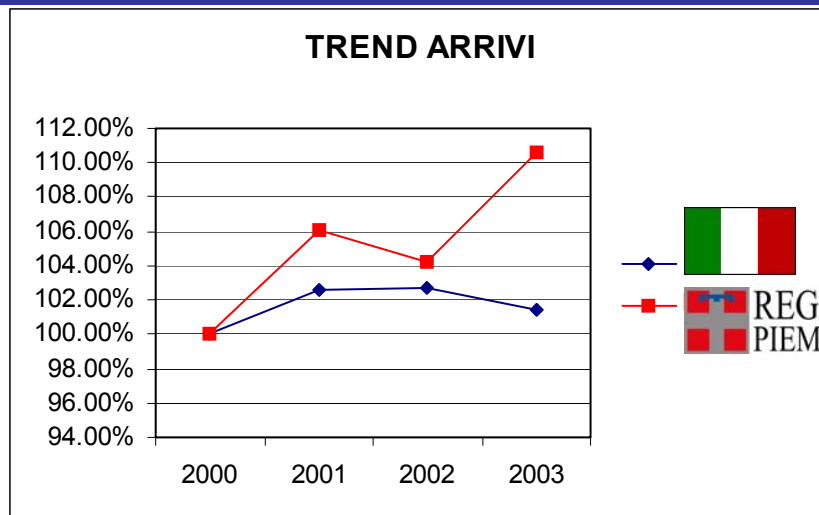


Presenze per tipologia di struttura ricettiva



struttura	Italia	Danimarca	Francia	Germania	Paesi Bassi	Regno Unito	USA	Svezia	Altri Estero	Totale
ALB.1	387,799	267	19,090	11,685	1,597	4,955	2,506	262	63,759	491,920
ALB.2	438,651	1,066	26,677	31,396	4,162	39,223	4,227	1,354	80,461	627,217
ALB.3	1,729,396	10,656	185,405	341,599	25,498	186,843	42,064	11,745	398,819	2,932,025
ALB. 4-5	719,474	5,441	100,347	170,270	19,635	173,502	119,639	10,476	277,755	1,596,539
RTA	255,486	1,176	8,244	22,987	4,094	6,972	2,415	1,034	38,444	340,852
AGRITURISMO	60,743	509	2,623	17,076	1,345	2,319	2,246	247	14,994	102,102
B&B	14,450	351	1,162	3,230	402	493	618	65	4,103	24,874
CAMPEGGIO	719,375	10,142	29,551	388,870	258,104	16,777	441	758	107,154	1,531,172
RIF-BIVACCO	43,205	47	3,703	1,983	355	642	143	25	3,185	53,288
ALTRO EXT	851,217	2,783	31,914	121,624	20,808	16,147	18,035	1,953	179,875	1,244,356
TOTALE	5,219,796	32,438	408,716	1,110,720	336,000	447,873	192,334	27,919	1,168,549	8,944,345

Il Piemonte rispetto al totale Italia (periodo gennaio-ottobre)

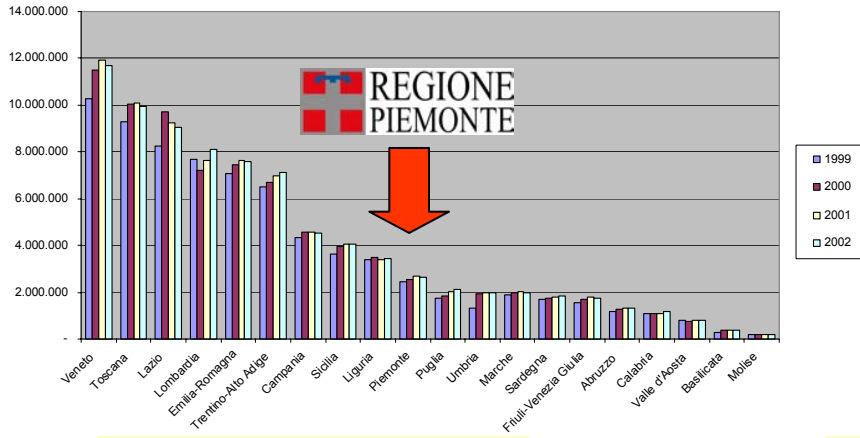


Elab. Osservatorio su Fonti:

- Regione Piemonte: database della Direzione Turismo della Regione Piemonte
- Altre Regioni: ISTAT (2003 provvisori)

Il Piemonte rispetto alle altre Regioni Italiane

Arrivi

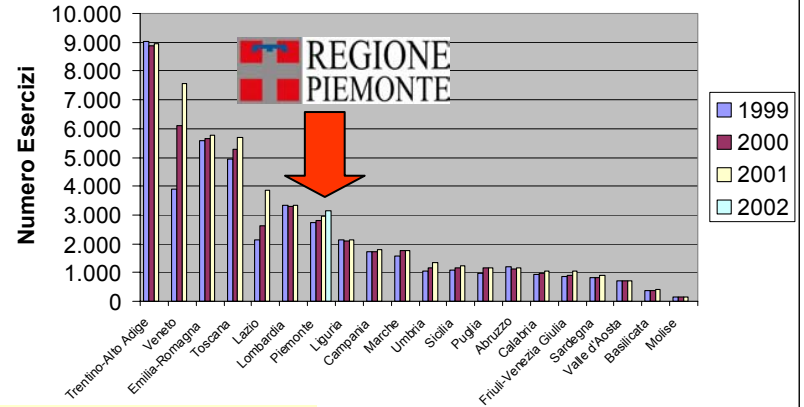


Dati 2003

ARRIVI: 2.810.110

PRESENZE: 8.944.345

Esercizi Ricettivi



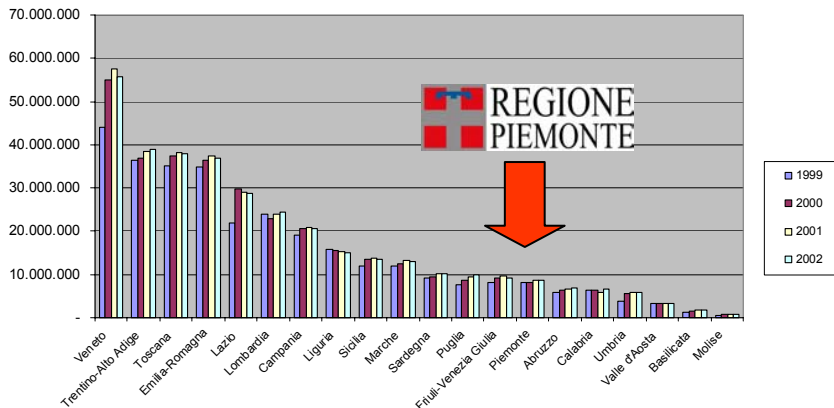
Dati 2003

ESERCIZI: 3360

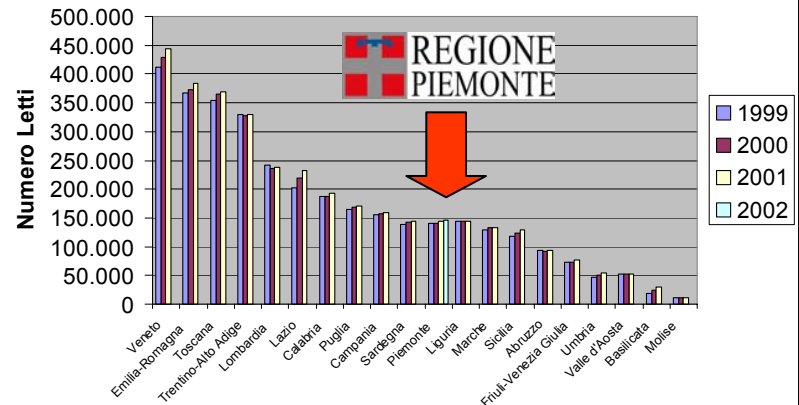
POSTI LETTO: 148.002

Regioni Italiane

Presenze



Posti Letto



Regioni Italiane